



# Social Work and Human Services

Major Preparation Sheet 2017-2018

---

## Where does my path start?

You will complete an Associate of Arts – Direct Transfer Agreement (AA-DTA) at Shoreline.

**Use the AA -DTA Degree Planning Guide, with this sheet, to understand the requirements for graduation.**

Once you complete your Shoreline degree, you can transfer to a four-year school to earn a baccalaureate degree in Social Work, Social Welfare, Family and Human Services.

Students who major in Social Work or Human Services often go on to graduate school to complete a Master’s degree in Social Work or related fields in Counseling Psychology, Clinical Psychology, Sociology, Law and Education.

---

## What is Social Work and Human Services?

Students interested in the study of Social Work and Human Services are committed to promoting human growth and development through education, public health, human welfare and social justice. They are typically social activists, connecting individuals and families with resources to meet basic needs and improve the quality of life.

**Contemporary issues in Social Work and Human Services:** Community Service, Chemical Dependency, Counseling Theories and Practice, Multicultural Competencies, Marriage and Family, Poverty and Inequality, Aging and Elderly Services, Child and Social Welfare.

---

## Where can I go for help?

### Social Work and Human Services Faculty Advisors

**Lawrence Clarke** 206-546-4700  
[lclarke@shoreline.edu](mailto:lclarke@shoreline.edu) Rm 5307

**Career Planning**  
[www.shoreline.edu/job-career-services/](http://www.shoreline.edu/job-career-services/)

### General Academic Advising

FOSS (5000) Building, Rm. 5229  
206-546-4559  
[advising@shoreline.edu](mailto:advising@shoreline.edu)  
[www.shoreline.edu/advising](http://www.shoreline.edu/advising)

### International Student Academic Advising

9000 Building, Rm. 9302  
206-546-4697  
[leadvisors@shoreline.edu](mailto:leadvisors@shoreline.edu)  
[www.shoreline.edu/international/advising/](http://www.shoreline.edu/international/advising/)

---


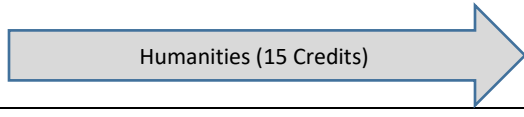
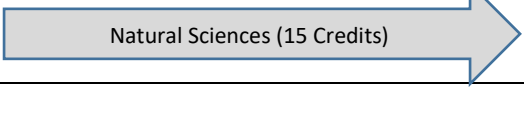
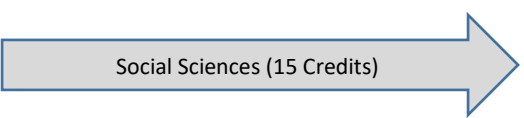
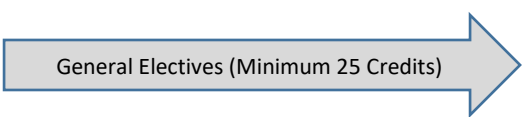
## What can I do with a Bachelor’s Degree in Social Work/Human Services?

Students who major in Social Work or Human Services develop strong communication skills, as well as critical thinking, resource management and advocacy skills. They often work as social workers, counselors, case managers, probation officers, professors, researchers, consultants and/or mediators.

**Potential employers include:** Government agencies, non-profit organizations, mental health agencies, public and private schools, colleges and universities, hospitals and health care facilities, courts and correctional facilities, advocacy groups, foundations and self-employment/private practice. For more, please visit career information and resources at <http://www.shoreline.edu/counseling-center/career-counseling.aspx>.

## Social Work and Human Services – Major Preparation Sheet – 2017–2018

### What courses should I take?\*

 <p>General Education Requirements (20 Credits)</p>	<p><b>Required:</b> ENGL&amp; 101; ENGL&amp; 102; One course in Multicultural Understanding; One course in Quantitative/Symbolic Reasoning</p> <p><b>Recommended:</b> MATH&amp; 146 or MATH 211 (Quantitative/Symbolic Reasoning)</p>
 <p>Humanities (15 Credits)</p>	<p><b>Recommended:</b> CMST&amp; 101, 210, 220, 230, CMST 203, 235, 285, PHIL 102, 210, 240,248, 267; World Language if required for university admission or graduation.</p>
 <p>Natural Sciences (15 Credits)</p>	<p><b>Recommended:</b> BIOL&amp; 170, BIOL 107, PSYC 202</p>
 <p>Social Sciences (15 Credits)</p>	<p><b>Strongly Recommended:</b> SOC&amp; 101, PSYC&amp; 100</p> <p><b>Recommended:</b> ANTH&amp; 206; 207, ECON 100, ECON&amp; 201, GEOG&amp; 200, 277, GWS 205, 215, 284, 285, 286, 288, HIST&amp; 118, 136, 137, 146, 147, 148, 215, HIST 245, INTST 205, MCS 105 PHIL 102, 210, 240, 248, 267, PSYC&amp; 200, 220, PSYC 207, 208, 209, 210, 225, 236, 245, SOC&amp; 201, SOC 102, 112, 202, 250, 288</p>
 <p>General Electives (Minimum 25 Credits)</p>	<p><b>Strongly Recommended:</b> ANTH&amp; 207</p> <p><b>Recommended:</b> ANTH&amp; 206; ECON 100, ECON&amp; 201, GEOG&amp; 277, GWS 284, 285, 286, HIST&amp; 118, 146, 147, 148, PHIL 102, 210, 230, 240, 248, PSYC&amp; 200, 220, PSYC 206, 207, 208, 210, 245, SOC&amp; 201, SOC 250, 288</p>

### Where can I transfer and what does my chosen four-year school require?

Before choosing classes, become familiar with the four-year program where you want to apply: visit the website, email the department, and/or speak with a Shoreline advisor. Below are examples from Washington schools with different admissions and graduation requirements. Check with the school for world language requirements. (Non-native speakers of English are often exempt from this requirement.)

School	Transfer Information	School	Transfer Information
<a href="http://www.cwu.edu">Central Washington University</a>	<a href="http://tinyurl.com/jdpjra6">http://tinyurl.com/jdpjra6</a>	<a href="http://www.seattleu.edu">Seattle University</a>	<a href="http://tinyurl.com/z3kjpcm">http://tinyurl.com/z3kjpcm</a>
<a href="http://www.cityu.edu">City University</a>	<a href="http://tinyurl.com/jajtee6">http://tinyurl.com/jajtee6</a>	<a href="http://www.uw.edu">University of Washington - Bothell</a>	<a href="http://tinyurl.com/j9r7so5">http://tinyurl.com/j9r7so5</a>
<a href="http://www.columbia.edu">Columbia College</a>	<a href="https://tinyurl.com/ktpgao3">https://tinyurl.com/ktpgao3</a>	<a href="http://www.uw.edu">University of Washington –Seattle</a>	<a href="http://tinyurl.com/hm3uecl">http://tinyurl.com/hm3uecl</a>
<a href="http://www.easternwa.edu">Eastern Washington University</a>	<a href="http://tinyurl.com/gqpzhnq">http://tinyurl.com/gqpzhnq</a>	<a href="http://www.uw.edu">University of Washington –Tacoma</a>	<a href="http://tinyurl.com/j778h7e">http://tinyurl.com/j778h7e</a>
<a href="http://www.heritage.edu">Heritage University</a>	<a href="http://tinyurl.com/jpqnflm">http://tinyurl.com/jpqnflm</a>	<a href="http://www.walla.edu">Walla Walla University</a>	<a href="http://tinyurl.com/z5a4h8p">http://tinyurl.com/z5a4h8p</a>
<a href="http://www.pacificlutheran.edu">Pacific Lutheran University</a>	<a href="http://tinyurl.com/zygoljk">http://tinyurl.com/zygoljk</a>	<a href="http://www.wsu.edu">Washington State University</a>	<a href="http://tinyurl.com/jk3a2v2">http://tinyurl.com/jk3a2v2</a>
<a href="http://www.saintmartins.edu">Saint Martin’s University</a>	<a href="http://tinyurl.com/j3pktl2">http://tinyurl.com/j3pktl2</a>	<a href="http://www.wvu.edu">Western Washington University</a>	<a href="http://www.wvu.edu/vtc/">http://www.wvu.edu/vtc/</a>

**\*\* This unofficial guide is intended to support you as you prepare for your major. Please consult with an advisor and your chosen four-year school(s), as program and admissions requirements vary and may change without notice.**